

SYMMETRY PARK RUGBY

391,000; 338,000 & 170,000 sq ft
AVAILABLE NOW



SCAN FOR MORE



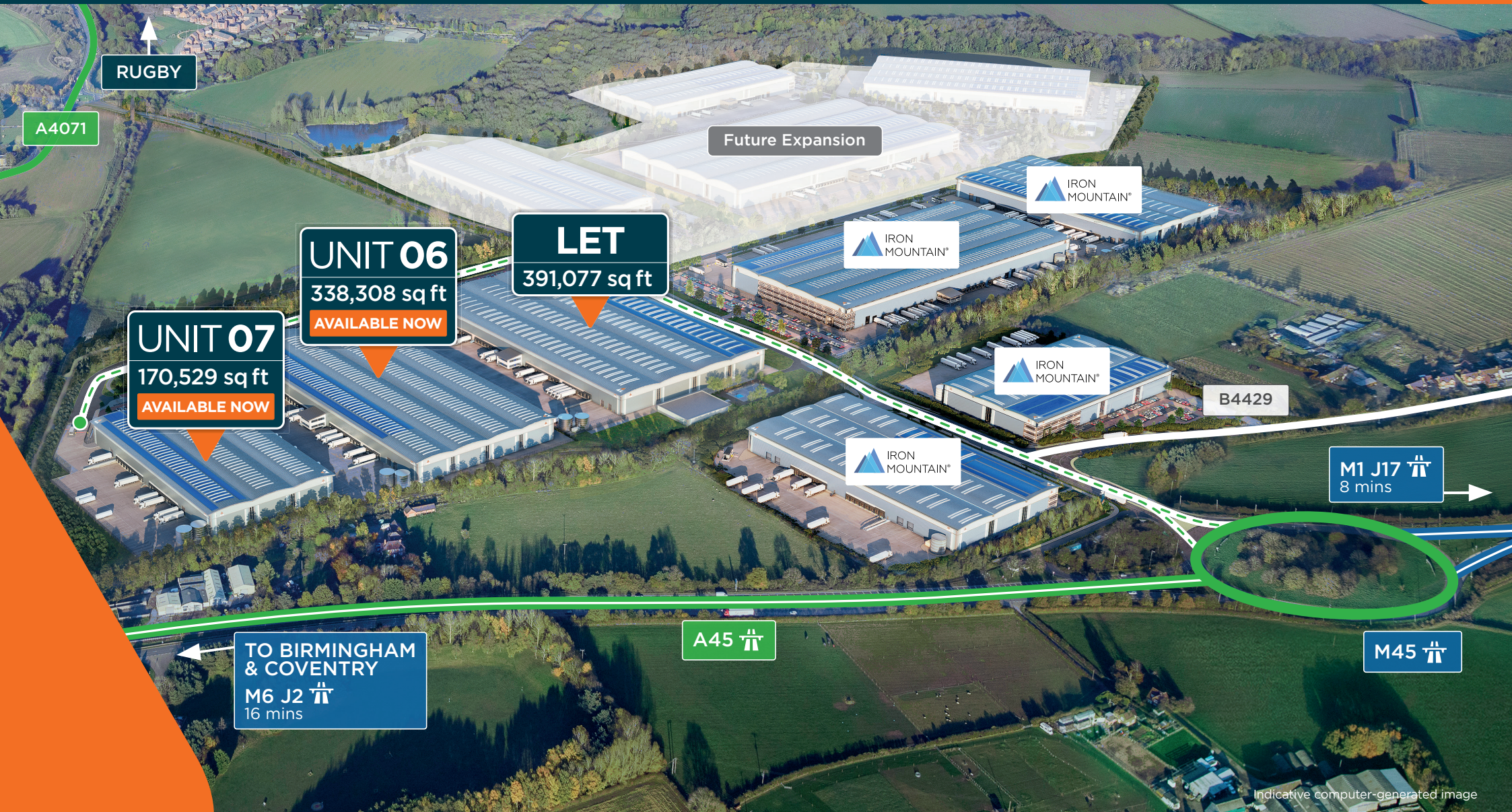
EPC
A+ RATING



BREEAM rating:
'Excellent'

ACCOMMODATING YOUR FUTURE

THE SITE



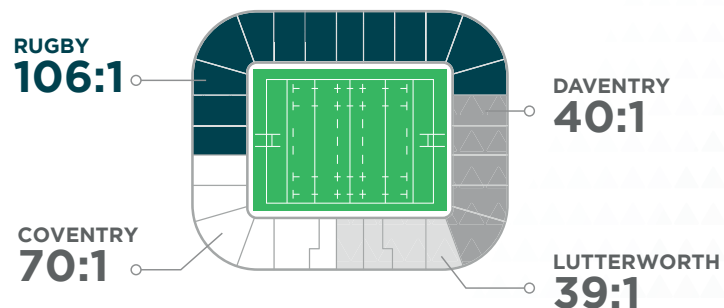
LABOUR

LABOUR

Within the Symmetry Park Rugby catchment (30 minutes drive time), there are 318,822 households and 753,450 residents.

Of these, 486,137 people are of core working age (16-64 years), representing 65% of the catchment's population.

There are 106 employees for every job generated at Symmetry Park Rugby, which compares favourably to comparator sites, where the supply-demand ratios are considerably lower.



AVERAGE WEEKLY SALARY

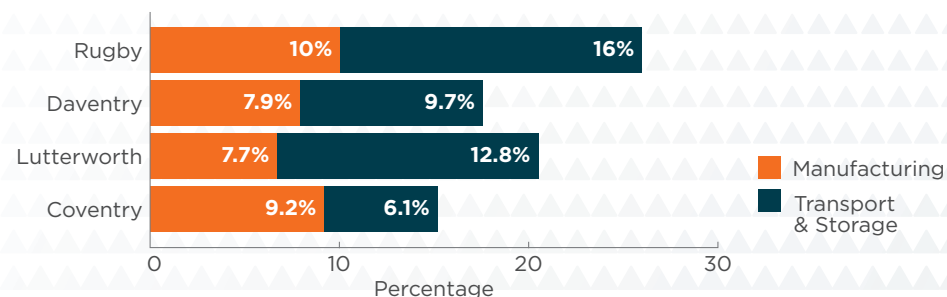
The average weekly salary for a full time warehouse operative in Rugby is £437.

DRIVE TIME

85% of the UK population live within a 4.5 hour HGV drive time (56.5 million people).



RESIDENTS EMPLOYED IN RELEVANT OCCUPATIONS



RUGBY IS HOME TO A NUMBER OF PROMINENT OCCUPIERS INCLUDING:

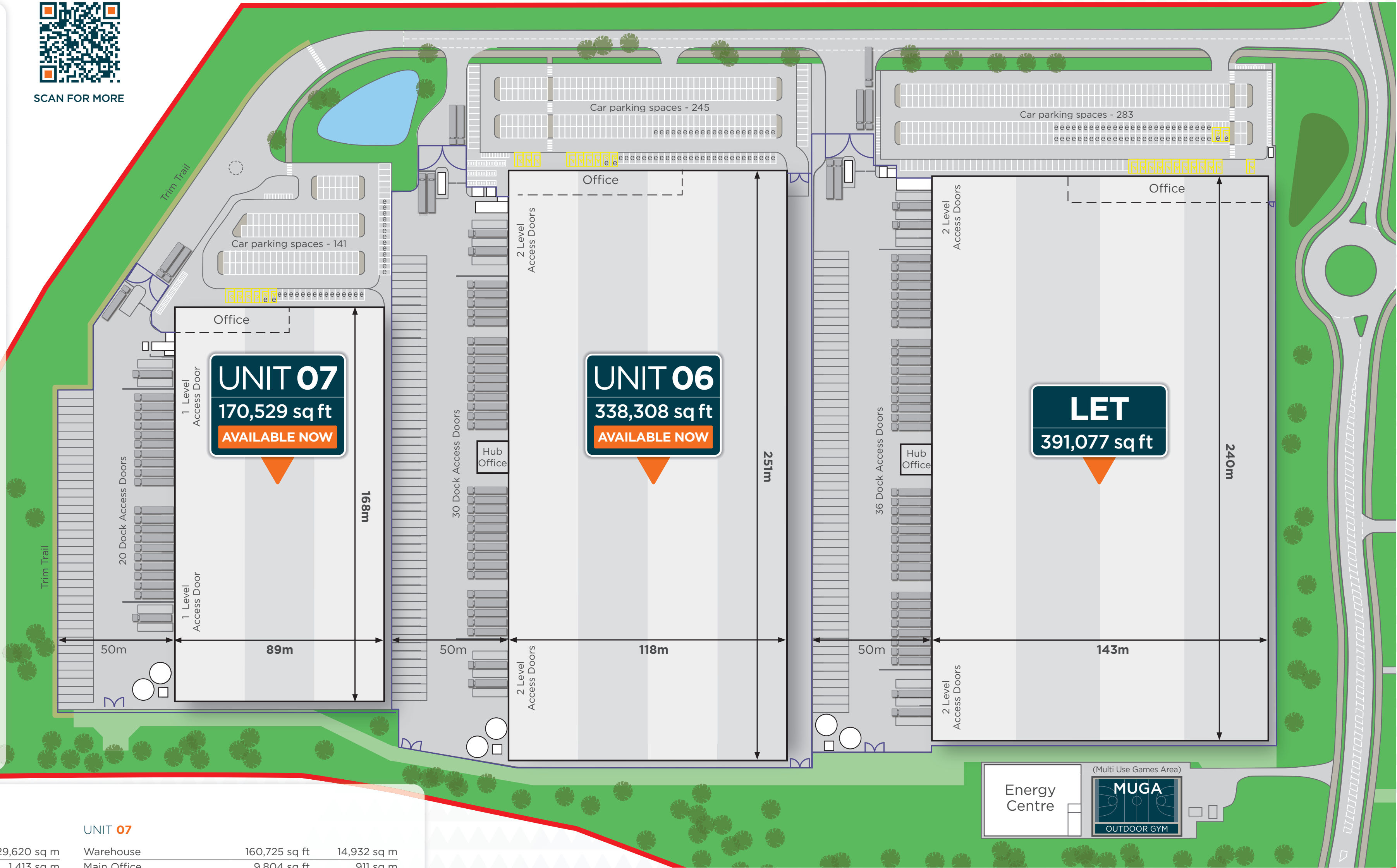




SYMMETRY PARK
RUGBY



SCAN FOR MORE



ACCOMMODATION

UNIT 06

Warehouse	318,826 sq ft	29,620 sq m
Main Office	15,213 sq ft	1,413 sq m
Hub Office	3,975 sq ft	369 sq m
Gatehouse	294 sq ft	27 sq m
Total	338,308 sq ft	31,429 sq m

Clear Height	15m
No. of Dock Access Doors	30
No. of Level Access Doors	4
Yard Depth	50m
HGV Parking	56
Floor Loading	50kN/m²
Car Parking	245

UNIT 07

Warehouse	160,725 sq ft	14,932 sq m
Main Office	9,804 sq ft	911 sq m
Total	170,529 sq ft	15,843 sq m

Clear Height	15m
No. of Dock Access Doors	20
No. of Level Access Doors	2
Yard Depth	50m
HGV Parking	38
Floor Loading	50kN/m²
Car Parking	141



EPC
A+ RATING



BREEAM rating:
'Excellent'



ROAD

	Distance
Rugby Town Centre	3 miles
M1 J17	8 miles
M6 J2	12 miles
Coventry	14 miles
Birmingham	32 miles
London	88 miles
Leeds	113 miles
Bristol	113 miles
Manchester	114 miles



PORT

	Distance
Hull	119 miles
Southampton	123 miles
Liverpool	126 miles
Immingham	134 miles
Felixstowe	134 miles
Harwich	143 miles
Dover	173 miles



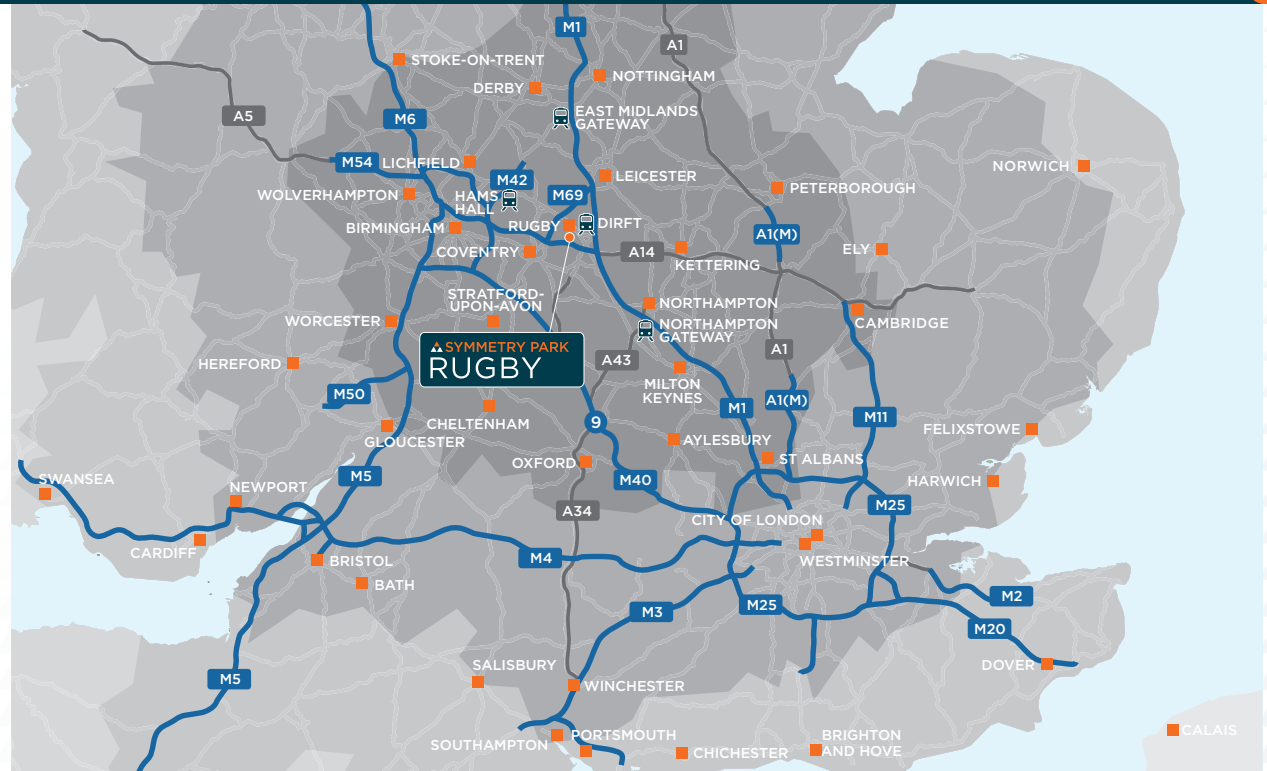
AIRPORT

	Distance
Birmingham International	25 miles
East Midlands	36 miles
Heathrow	88 miles



RAIL

	Distance
DIRFT	10 miles
Northampton Gateway	24 miles
Hams Hall	26 miles
East Midlands Gateway	46 miles



Follow us on [tritaxbigbox.co.uk/our-spaces/rugby](https://www.linkedin.com/company/tritaxbigbox)

SAT NAV: CV23 9LP

assist.cowboys.spud

FURTHER INFORMATION



SIMON NORTON
simon.norton@colliers.com
07788 436273

TIM HARDING
tim.harding@colliers.com
07860 180328



RICHARD LUDLOW
rludlow@ilpp.co.uk
07836 766167

MYLES WILCOX-SMITH
mwilcox-smith@ilpp.co.uk
07880 788345

Misrepresentation Act 1967. The particulars are not to be considered a formal offer, they are for information only and give a general idea of the property. They are not to be taken as forming any part of a resulting contract nor be relied upon as statements or representations of fact. Whilst every care is taken in their preparation no liability can be accepted for their accuracy. Intending purchasers must satisfy themselves by personal inspection or otherwise as to the correctness of these particulars which are issued on the understanding that all negotiations are conducted through Colliers and ILP Partners. August 2025.